



VAC Stent GI
A product of
VAC Stent GmbH

VAC STENT GI

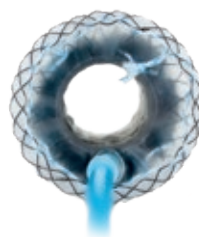
INNOVATIVE TREATMENT OF LEAKAGE AND ANASTOMOTIC INSUFFICIENCY

The VacStent GITM combines two reliable methods for the treatment of leakage and anastomotic insufficiency: while the fully encased stent completely covers the defects, the wound cavity is drained by continuous suction.

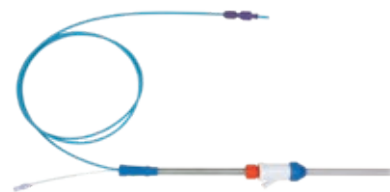
In addition, the sponge supports the formation of granulation tissue. One advantage of this procedure is that it preserves oesophageal/intestinal passage. The VacStent GITM is preloaded on a flexible introducer.

SPECIFIC CHARACTERISTICS

- Continuous drainage
- Reliable vacuum
- For leakages up to 30 mm
- Covers the wound cavity
- Easy and precise placement of the stent by means of OTW (over-the-wire)
- Promotes granulation
- Open passage and thus no feeding tube required

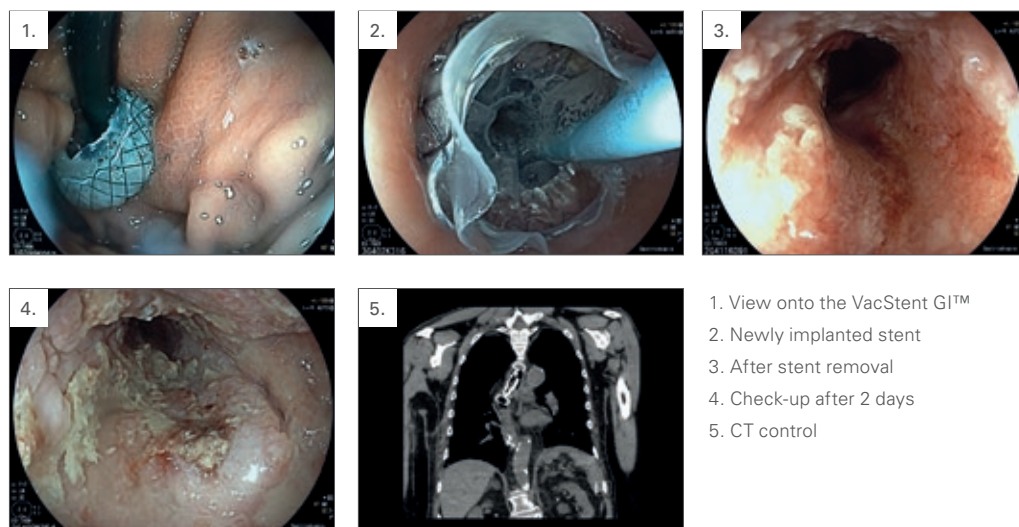


VacStent GI™ view into the stent



The VacStent GI™ complete system

CLINICAL USE



1. View onto the VacStent GI™
2. Newly implanted stent
3. After stent removal
4. Check-up after 2 days
5. CT control

SPECIFICATIONS

REF	Ø tulip mm	Ø stent mm	Stent total length mm	Sponge length mm	Covering	Ø distal end/ Intro- ducer system mm	Working length mm	Recommended GW inch
VACSTENT GI								
00003820	30	14	70	50	Full cover	14/11	1000	0.035"

Packaging unit: 1 piece

REF	Ø inches	Total length mm	Tip length mm	Tip shape	Set-up	Covering
GUIDEWIRE						
600505-5	0.035"	2600	130	Straight	Extra stiff, radiopaque	black

Packaging unit: 1 piece

VacStent GI™ is a product of VAC Stent GmbH. Distributed by MICRO-TECH Europe GmbH.